

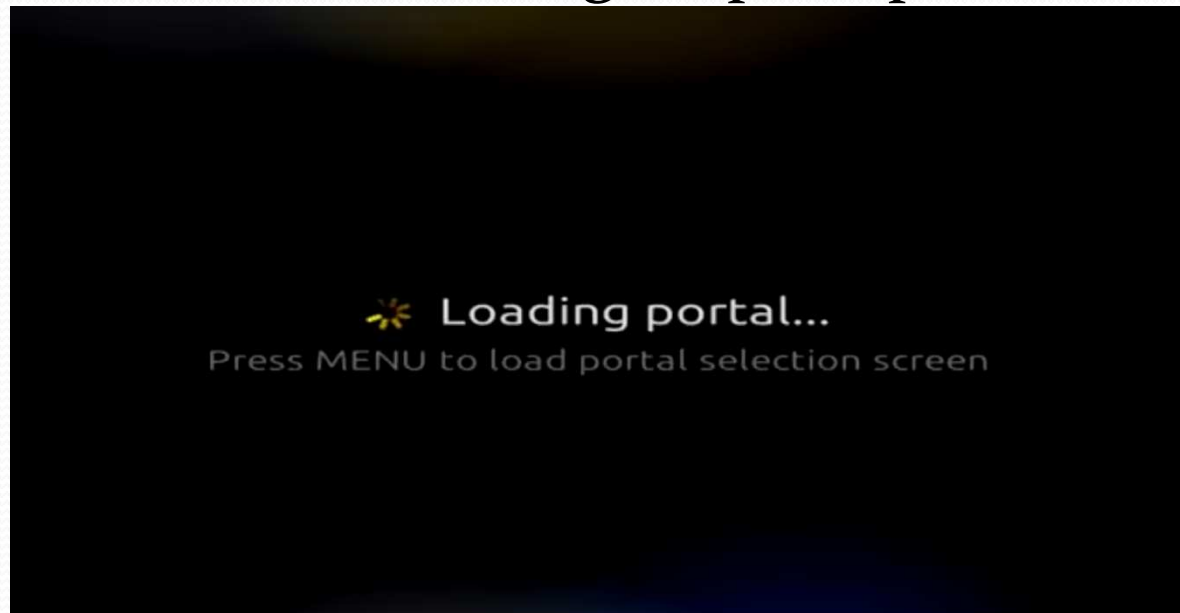
MAG BOX

Installation guide



Power cycle / reboot your TV box, by removing and returning power supply to the TV Box.

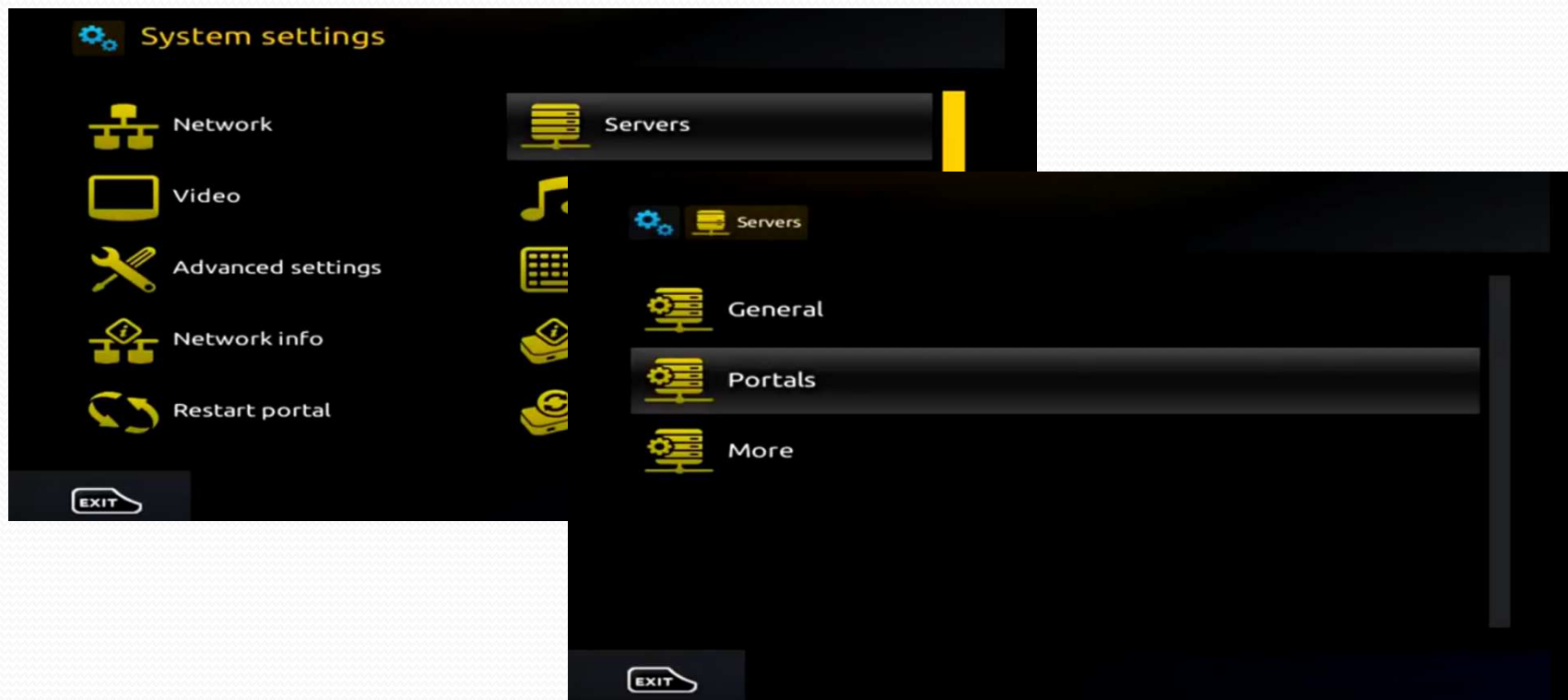
- On boot up, several different messages will appear on your TV screen, Please monitor your TV screen until **Loading Portal Press MENU to enter portal selection screen** message is prompt.



Press and **hold** SETTINGS button on RC.
Position of SETUP button differs of STB's model.



You have accessed **System settings** of TVbox. Enter into **Servers / Portals**

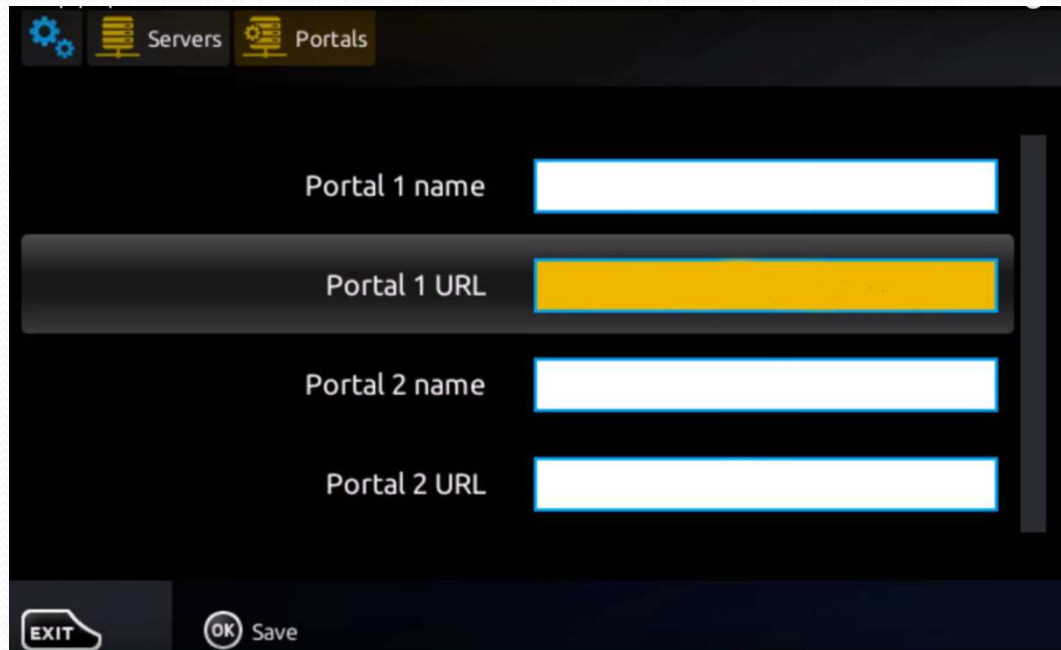




- If option PORTALS is not listed in SERVERS, then you will need to make FACTORY RESET, because your TVBox is running on customized firmware (developed and installed by your previous IPTV Provider)

Let's continue 😊

- 'Stand' on **Portal 1 URL**, using arrows on remote control. Field should be highlighted in Yellow, as shown on picture.



The screenshot shows a remote control interface with a dark background. At the top, there are three tabs: a gear icon, 'Servers', and 'Portals'. The 'Portals' tab is selected. Below the tabs, there are four input fields:

- Portal 1 name: A white text box.
- Portal 1 URL: A white text box that is highlighted in yellow.
- Portal 2 name: A white text box.
- Portal 2 URL: A white text box.

At the bottom of the screen, there are two buttons: 'EXIT' and 'OK Save'.

If field is not empty, press (and hold) key BACK on remote control, to delete 'old' URL address.





Can not add or delete portal!

- If Portal 1 URL field is colored in grey , press button F1 on remote control, and change Multiportal mode to OFF.
- Press OK on remote control to Save, then EXIT (also on remote) to return to Portals menu.
- Portal 1 URL should be yellow colored and available for adjustment.

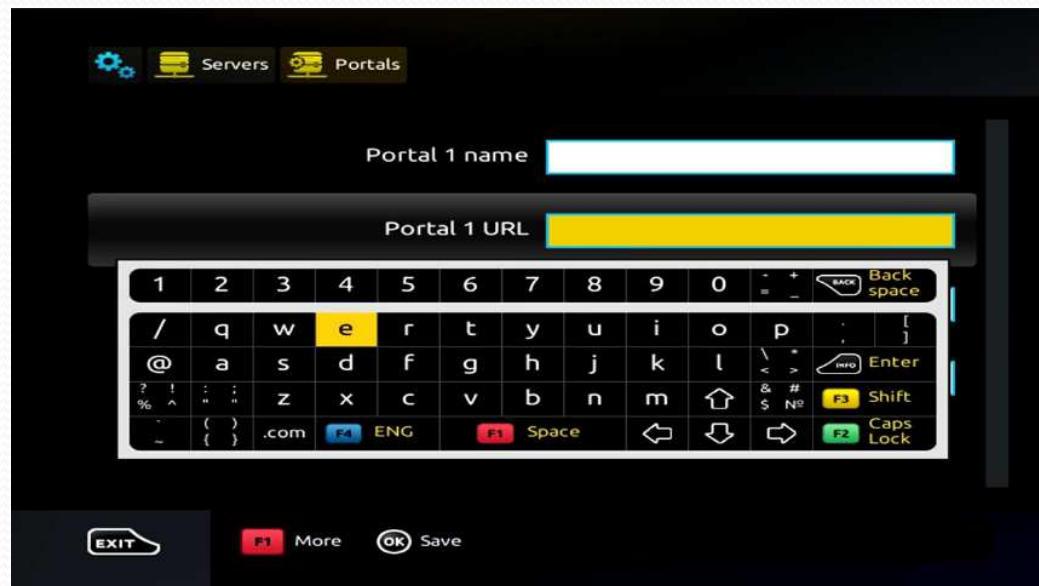
Open virtual keyboard

- press key KB on RC, to open Virtual keyboard and use arrows and OK to navigate and select characters in virtual keyboard.



Please check Welcome email for portal URL

- When portal is added, press KB again, OK to Save, then press key Exit twice and Reboot device



ENJOY!!!

